

### Highlights

2 to 24 poles

Horizontal pin strip

Spacing 5.08 mm

Open ends

### Wire Sizes

Solid min -

Solid max -

Stranded (flexible) min -

Stranded (flexible) max -

Stranded with ferrule min -

Stranded with ferrule max -

### Dimensions

PCB hole diameter 1.4 mm

### Materials

Contact pin Copper Alloy

### Insulating Material

Material PA 6.6

Flammability class UL 94 V-0

### Temperatures

Operating temperature -40 °C (without mech. load) - 105 °C

Store temperature -40 °C - 105 °C

### Wave Soldering Process

Soldering temperature, recommended 260 °C

Peak soldering time, recommended 3-4 s

### Reflow Process

Soldering temperature, recommended -

Peak soldering time, recommended -



**Technical Data // STLZ950/..-5.08-H-GREEN**

Spacing 5.08 mm

**Colours**

GREEN, RAL 6018

BLACK, RAL 9011

BASALT GREY, RAL 7012



PEBBLE GREY, RAL 7032

LIGHT GREY, RAL 7035

LIGHT GREEN, similar RAL 6018

Colours according to RAL, there may be variations on colour due to production conditions.  
Special colours on request.

**Ratings**

UseGroup	c  US			
	B	C	D	
Rated voltage	300 V	150 V	300 V	250 V
Rated current	15 A	15 A	10 A	12 A
Overtoltage category				III
Test voltage	1.60 kV	1.30 kV	1.60 kV	4.0 kV
Pollution degree				3




**Counterparts (Spacing 5.08 mm)**

Pin Strip/Terminal Block

STLZ950-INV	AKZ950	AKZ955	AKZ1100	AKZ1110	AKZ1200	AKZ4951
-------------	--------	--------	---------	---------	---------	---------

In combination of connectors with different admission data, the lower value is valid.

**Accessoires**

Figure	Designation	Article Number
	Coding Star CS3-5.0/5.08-RED   2-6 poles	Order data: 50000000025
	Coding Star CS2-5.0/5.08-RED   7-24 poles	Order data: 50000000024
	Separating Element SE-STL950-GREEN	Order data: 50950000002

**Technical Data // STLZ950/..-5.08-H-GREEN**

Spacing 5.08 mm

**Order Data (Spacing 5.08 mm)**

Number of Poles	Width (mm)	Article Designation	Article Number	PU
2	10.16	STLZ950/2-5.08-H-GREEN	50950025031 F	200
3	15.24	STLZ950/3-5.08-H-GREEN	50950035031 F	200
4	20.32	STLZ950/4-5.08-H-GREEN	50950045031 F	200
5	25.40	STLZ950/5-5.08-H-GREEN	50950055031 E	100
6	30.48	STLZ950/6-5.08-H-GREEN	50950065031 E	100
7	35.56	STLZ950/7-5.08-H-GREEN	50950075031 E	100
8	40.64	STLZ950/8-5.08-H-GREEN	50950085031 D	50
9	45.72	STLZ950/9-5.08-H-GREEN	50950095031 D	50
10	50.80	STLZ950/10-5.08-H-GREEN	50950105031 D	50
11	55.88	STLZ950/11-5.08-H-GREEN	50950115031 D	50
12	60.96	STLZ950/12-5.08-H-GREEN	50950125031 D	50
13	66.04	STLZ950/13-5.08-H-GREEN	50950135031 D	50
14	71.12	STLZ950/14-5.08-H-GREEN	50950145031 D	50
15	76.20	STLZ950/15-5.08-H-GREEN	50950155031 D	50
16	81.28	STLZ950/16-5.08-H-GREEN	50950165031 D	50
17	86.36	STLZ950/17-5.08-H-GREEN	50950175031 D	50
18	91.44	STLZ950/18-5.08-H-GREEN	50950185031 D	50
19	96.52	STLZ950/19-5.08-H-GREEN	50950195031 D	50
20	101.60	STLZ950/20-5.08-H-GREEN	50950205031 D	50
21	106.68	STLZ950/21-5.08-H-GREEN	50950215031 D	50
22	111.76	STLZ950/22-5.08-H-GREEN	50950225031 D	50
23	116.84	STLZ950/23-5.08-H-GREEN	50950235031 D	50
24	121.92	STLZ950/24-5.08-H-GREEN	50950245031 D	50



Spacing 5.08 mm

Technical drawing

