



### Highlights

- 1 to 24 poles
- Vertical pin strip
- Spacing 5.08 mm
- Closed ends

### Wire Sizes

Solid min	-
Solid max	-
Stranded (flexible) min	-
Stranded (flexible) max	-
Stranded with ferrule min	-
Stranded with ferrule max	-

### Dimensions

PCB hole diameter	1.4 mm
-------------------	--------

### Materials

Contact pin	Copper Alloy
-------------	--------------

### Insulating Material

Material	PA 6.6
Flammability class	UL 94 V-0

### Temperatures

Operating temperature	-40 °C (without mech. load) - 105 °C
Store temperature	-40 °C - 105 °C

### Wave Soldering Process

Soldering temperature, recommended	260 °C
Peak soldering time, recommended	3-4 s

### Reflow Process

Soldering temperature, recommended	-
Peak soldering time, recommended	-



Technical Data // **STLZ950/..G-5.08-V-GREEN**

Spacing 5.08 mm

**Colours**

GREEN, RAL 6018

BLACK, RAL 9011

BASALT GREY, RAL 7012



PEBBLE GREY, RAL 7032

LIGHT GREY, RAL 7035

LIGHT GREEN, similar RAL 6018

Colours according to RAL, there may be variations on colour due to production conditions.  
Special colours on request.

**Ratings**

UseGroup	c  US			
	B	C	D	
Rated voltage	300 V	150 V	300 V	250 V
Rated current	15 A	15 A	10 A	12 A
Overtoltage category				III
Test voltage	1.60 kV	1.30 kV	1.60 kV	4.0 kV
Pollution degree				3


**Counterparts (Spacing 5.08 mm)**

Pin Strip/Terminal Block

STLZ950-INV	AKZ950	AKZ955	AKZ1100	AKZ1110	AKZ1200	AKZ4951
-------------	--------	--------	---------	---------	---------	---------

In combination of connectors with different admission data, the lower value is valid.

**Accessoires**

Figure	Designation	Article Number
	Coding Star CS2-5.0/5.08-RED	Order data: 50000000024
	Separating Element SE-STL950-GREEN	Order data: 50950000002



Spacing 5.08 mm

**Order Data (Spacing 5.08 mm)**

Number of Poles	Width (mm)	Article Designation	Article Number	PU
2	11.36	STLZ950/2G-5.08-V-GREEN	50950025121 F	200
3	16.44	STLZ950/3G-5.08-V-GREEN	50950035121 F	200
4	21.52	STLZ950/4G-5.08-V-GREEN	50950045121 F	200
5	26.60	STLZ950/5G-5.08-V-GREEN	50950055121 E	100
6	31.68	STLZ950/6G-5.08-V-GREEN	50950065121 E	100
7	36.76	STLZ950/7G-5.08-V-GREEN	50950075121 E	100
8	41.84	STLZ950/8G-5.08-V-GREEN	50950085121 D	50
9	46.92	STLZ950/9G-5.08-V-GREEN	50950095121 D	50
10	52.00	STLZ950/10G-5.08-V-GREEN	50950105121 D	50
11	57.08	STLZ950/11G-5.08-V-GREEN	50950115121 D	50
12	62.16	STLZ950/12G-5.08-V-GREEN	50950125121 D	50
13	67.24	STLZ950/13G-5.08-V-GREEN	50950135121 D	50
14	72.32	STLZ950/14G-5.08-V-GREEN	50950145121 D	50
15	77.40	STLZ950/15G-5.08-V-GREEN	50950155121 D	50
16	82.48	STLZ950/16G-5.08-V-GREEN	50950165121 D	50
17	87.56	STLZ950/17G-5.08-V-GREEN	50950175121 D	50
18	92.64	STLZ950/18G-5.08-V-GREEN	50950185121 D	50
19	97.72	STLZ950/19G-5.08-V-GREEN	50950195121 D	50
20	102.80	STLZ950/20G-5.08-V-GREEN	50950205121 D	50
21	107.88	STLZ950/21G-5.08-V-GREEN	50950215121 D	50
22	112.96	STLZ950/22G-5.08-V-GREEN	50950225121 D	50
23	118.04	STLZ950/23G-5.08-V-GREEN	50950235121 D	50
24	123.12	STLZ950/24G-5.08-V-GREEN	50950245121 D	50



Spacing 5.08 mm

Technical drawing

